

TECHNICAL MANUAL

**DIRECT SUPPORT AND GENERAL SUPPORT
MAINTENANCE REPAIR PARTS AND
SPECIAL TOOLS LIST FOR**

**SPECTRUM ANALYZERS TS-723/U, TS-723A/U, TS-723B/U,
TS-723C/U, AND TS-723D/U**

(NSN 6625-00-668-9418)

HEADQUARTERS, DEPARTMENT OF THE ARMY

JUNE 1976

TECHNICAL MANUAL }
 NO. 11-6625-255-34P }

HEADQUARTERS
 DEPARTMENT OF THE ARMY
 WASHINGTON, DC, 14 June 1976

DIRECT SUPPORT AND GENERAL SUPPORT
 MAINTENANCE REPAIR PARTS AND
 SPECIAL TOOLS LIST
 FOR
**SPECTRUM ANALYZERS TS-723/U, TS-723A/U, TS-723B/U,
 TS-723C/U, AND TS-723D/U**
(NSN 6625-00-668-9418)

Current as of 15 December 1975

REPORTING OF ERRORS

You can improve this manual by recommending improvements using DA Form 2028-2 (Test) located in the back of the manual. Simply tear out the self addressed form, fill it out as shown on the sample, fold it where shown, and drop it in the mail.

If there are no blank DA Form 2028-2 (Test) in the back of your manual, use the standard DA Form 2028 (Recommended Changes to Publications and Blank Forms) and forward to the Commander, US Army Electronics Command, ATTN: DRSEL-MA-Q, Fort Monmouth, New Jersey 07703.

In either case a reply will be furnished direct to you.

	Page	Illus Figure
SECTION I. Introduction	1	
11. Repair parts list	5	
Group 00 Spectrum Analyzers TS-723/U, TS-723A/U, TS-723B/U, TS-723C/U, and TS-723D/U.		
TS-723/U and TS-723A/U, front panel	5	1
TS-723/U, TS-723C/U, and TS-723D/U, front panel	7	2
TS-723/U and TS-723A/U, chassis, bottom view	9	3
TS-723/U and TS-723A/U, chassis, top view.	11	4
TS-723B/U, chassis, bottom view.	13	5
TS-723C/U and TS-723D/U, chassis, bottom view.	15	6
TS-723B/U, TS-723C/U, and TS-723D/U, chassis, top view	17	7
Terminal boards	19	8
Tuning gang assembly	23	9
SECTION III. Special tools list (Not applicable)		
IV. National stock number and part number index.	25	

*This manual supersedes TM 11-6625-255-34P, 28 September 1973.

SECTION I INTRODUCTION

1. Scope

This manual lists repair parts required for performance of general support maintenance of the TS-723/U, TS-723A/U, TS-723B/U, TS-723C/U, and TS-723D/U.

2. General

This Repair Parts and Special Tools List is divided into the following sections:

a. Section II. Repair Parts List. A list of repair parts authorized for use in the performance of maintenance. The list also includes parts which must be removed for replacement of the authorized parts. Parts lists are composed of functional groups in ascending numerical sequence, with the parts in each group listed in figure and item number sequence.

b. Section III. Special Tools List. Not applicable.

c. Section IV. National Stock Number and Part Number Index. A list, in National item identification number (NIIN) sequence, of all National stock numbers appearing in the listings, followed by a list, in alphanumeric sequence, of all part numbers appearing in the listings. National stock numbers and part numbers are cross-referenced to each illustration figure and item number appearance.

3. Explanation of Columns

The following provides an explanation of columns found in the tabular listings:

a. Illustration. This column is divided as follows:

(1) *Figure number.* Indicates the figure number of the illustration in which the item is shown.

(2) *Item number.* The number used to identify each item called out in the illustration.

b. Source, Maintenance, and Recoverability Codes (SMR).

(1) *Source code.* Source codes are assigned to support items to indicate the manner of acquiring support items for maintenance, repair, or overhaul of end items. Source codes are entered in the first and second positions of the Uniform SMR Code format+as follows:

<i>Code</i>	<i>Definition</i>
PA	Item procured and stocked for anticipated or known usage.
PB	Item procured and stocked for insurance purpose because essentiality dictates that a minimum quantity be available in the supply systems.
XB	Item is not procured or stocked. If not available through salvage, requisition.

XD A support item that is not stocked. When required, item will be procured through normal supply channels.

NOTE

Cannibalization or salvage may be used as a source of supply for any items source coded above except those coded XA, XD, and aircraft support items as restricted by AR 700-42.

(2) *Maintenance code.* Maintenance codes are assigned to indicate the levels of maintenance authorized to USE and REPAIR support items. The maintenance codes are entered in the third and fourth positions of the Uniform SMR Code format as follows:

(a) The maintenance code entered in the third position will indicate the lowest maintenance level authorized to remove, replace, and use the support item. The maintenance code entered in the third position will indicate one of the following levels of maintenance:

<i>Code</i>	<i>Application/explanation</i>
O	Support item is removed, replaced, used at the organizational level.
H	Support item is removed, replaced, used at the general support level.

(b) The maintenance code entered in the fourth position indicates whether the item is to be repaired and identifies the lowest maintenance level with the capability to perform complete repair (i.e., all authorized maintenance functions). This position will contain one of the following maintenance codes:

<i>Code</i>	<i>Application/explanation</i>
H	The lowest maintenance level capable of complete repair of the support item is the general support level.
Z	Nonreparable. No repair is authorized.

(3) *Recoverability code.* Recoverability codes are assigned to support items to indicate the disposition action on unserviceable items. The recoverability code is entered in the fifth position of the Uniform SMR Code format as follows:

<i>Recoverability codes</i>	<i>Definition</i>
Z	Nonreparable item. When unserviceable, condemn and dispose at the level indicated in position 3.
H	Reparable item. When uneconomically repairable, condemn and dispose at the general support level.

c. National Stock Number. Indicates the National stock number assigned to the item and will be used for requisitioning purposes.

d. Part Number. Indicates the primary number used by the manufacturer (individual, company, firm, corporation, or Government activity), which controls the design and characteristics of the item by means of its engineering drawings, specifications standards, and inspection requirements, to identify an item or range of items.

NOTE

When a stock-numbered item is requisitioned, the repair part received may have a different part number than the part being replaced.

e. Federal Supply Code for Manufacturer (FSCM). The FSCM is a 5-digit numeric code listed in SB 708-42 which is used to identify the manufacturer, distributor, or Government agency, etc.

f. Description. Indicates the Federal item name and, if required, a minimum description to identify the item.

g. Unit of Measure (U/M). Indicates the standard of the basic quantity of the listed item as used in performing the actual maintenance function. This measure is expressed by a two-character alphabetical abbreviation (e.g., ea, in, pr, etc.). When the unit of measure differs from the unit of issue, the lowest unit of issue that will satisfy the required units of measure will be requisitioned.

h. Quantity Incorporated in Unit. Indicates the quantity of the item used in the breakout shown on the illustration figure, which is prepared for a functional group, subfunctional group, or an assembly.

4. Special Information

Usable on codes are shown in the description column. Uncoded items are applicable to all models. Identification of the usable on codes used in this

publication are:

Code	Used On
CZV	TS-723/U
CZW	TS-723A/U
CZX	TS-723B/U
CZY	TS-723C/U
CMD	TS-723D/U

5. How to Locate Repair Parts

a. When National stock number or part number is unknown.

(1) *First.* Using the table of contents, determine the functional group or subgroup within which the repair part belongs. This is necessary since illustrations are prepared for functional groups or subgroups and listings are divided into the same groups.

(2) *Second.* Find the illustration covering the functional group or subgroup to which the repair part belongs.

(3) *Third.* Identify the repair part on the illustration and note the illustration figure and item number of the repair part.

(4) *Fourth.* Using the Repair Parts Listing, find the figure and item number noted on the illustration.

b. When National stock number or part number is known.

(1) *First.* Using the Index of National Stock Numbers and Part Numbers, find the pertinent National stock number or part number. This index is in NIIN sequence, followed by a list of part numbers in ascending alphanumeric sequence, cross-referenced to the illustration figure number and item number.

(2) *Second.* After finding the figure and item number, locate the figure and item number in the repair parts list.

6. Abbreviations

Not applicable.

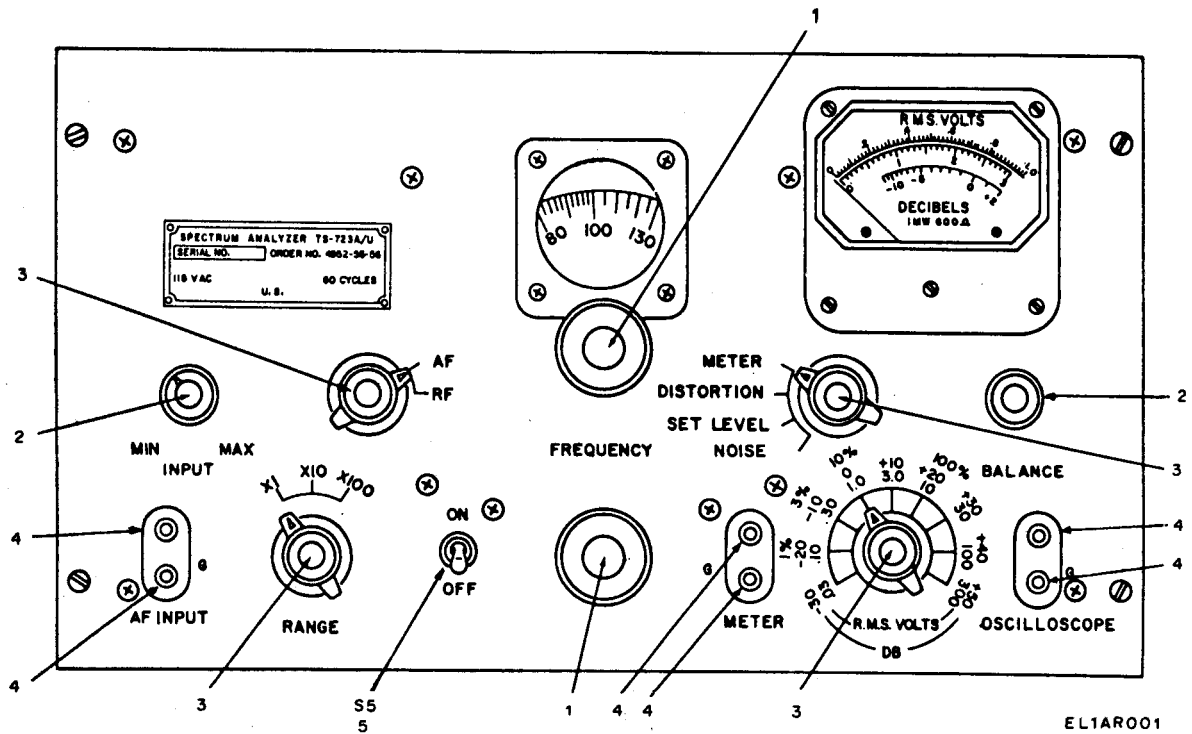


Figure 1. TS-723/U and TS-723A/U, front panel.

TM11-6625-255-34P

SECTION II. REPAIR PARTS LIST

(1) ILLUSTRATION (A) FIG NO.	(2) SMR (B) ITEM NO.	(3) NATIONAL STOCK NUMBER	(4) PART NUMBER	(5) PSCM	(6) DESCRIPTION	USABLE ON CODE	(7) UNIT OF MEAS	(8) QTY INC IN UNIT
GROUP: 00 SPECTRUM ANALYZERS TS-723/U, TS-723A/U, TS-723B/U, TS-723C/U, AND TS-723D/U								
1	1	PAHZZ 5355-00-543-0066	54MS383	28480	KNOB	CZV,CZW	EA	2
1	2	PAOZZ 5355-00-646-4707	G74G	28480	KNOB	CZV,CZW	EA	2
1	3	PAOZZ 5355-00-547-7996	54MS380	28480	KNOB	CZV,CZW	EA	4
1	4	PAHZZ 5940-00-626-7653	5060-0633	28480	POST,BINDING	CZV,CZW	EA	6
1	5	PAHZZ 5930-00-231-1491	STS	89536	SWITCH,TOGGLE	CZV,CZW	EA	1

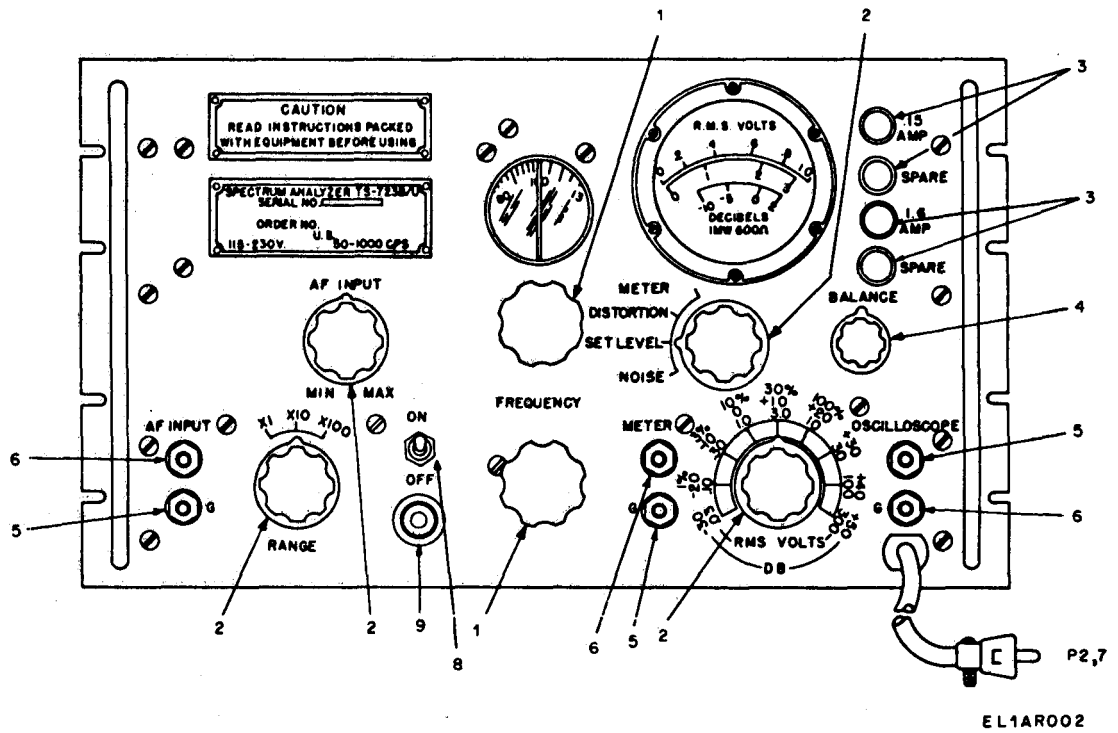



Figure 2. TS-723B/U, TS-729¹/_{4c}¹/_{2u}, and TS-723D/U front panel.

TM11-6625-255-34P			SECTION II. REPAIR PARTS LIST (CONTINUED)						(7)	(8)
(1)	(2)	(3)	(4)	(5)	(6)			(7)	(8)	
ILLUSTRATION	SMR	NATIONAL	PART	FSCM	DESCRIPTION		USABLE ON	UNIT	QTY	
(A)	(B)	STOCK	NUMBER				CODE	OF	INC	
FIG	ITEM	NUMBER						MEAS	IN	
NO.	NO.								UNIT	
2	1	PAOZZ	5355-00-644-1264	19ME326-4	28480	KNOB	CZX, CZY, CMD	EA	2	
2	2	PAOZZ	5355-00-668-9156	S-653-3L-BB	75376	KNOB	CZX, CZY, CMD	EA	4	
2	3	PAHZZ	5920-00-892-9311	FAN26G1	81349	FUSEHOLDER	CZX, CZY, CMD	EA	4	
2	4	PAHZZ	5355-00-668-4649	S-648-3L-BB	75376	KNOB	CZX, CZY, CMD	EA	1	
2	5	PAHZZ	5940-00-269-2219	DF30BC	58474	POST, BINDING	CZX, CZY, CMD	EA	3	
2	6	PAHZZ	5940-00-269-2220	PB01FA03	81349	POST, BINDING	CZX, CZY, CMD	EA	3	
2	7	PAOZZ	5935-00-843-7362	MS24663	96906	CONNECTOR, PLUG, ELECTRICAL	CZX, CZY, CMD	EA	1	
2	8	PAHZZ		SMC398407	80063	CABLE ASSEMBLY	CZX, CZY, CMD	EA	1	
2	9	PAHZZ	5935-00-655-1514	MS35058-22	81349	SWITCH, TOGGLE	CZX, CZY, CMD	EA	1	
2	10	PAOZZ	6240-00-155-8706	47	24446	LAMP, INCANDESCENT	CZX, CZY, CMD	EA	1	



EL 1AR003

Figure 3. TS-723/U and TS-723A/U, chassis, bottom view.

TM11-6625-255-34P			SECTION II. REPAIR PARTS LIST (CONTINUED)					(7)	(8)
(1)	(2)	(3)	(4)	(5)	(6)		(7)	(8)	
ILLUSTRATION	SMR	NATIONAL	PART	PSCM	DESCRIPTION	USABLE ON	UNIT	QTY	
(A)	CODE	STOCK	NUMBER			CODE	OF	INC	
FIG	(B)	NUMBER					MEAS	IN	
NO.	ITEM							UNIT	
NO.	NO.								
3	1	PAHZZ	5930-00-563-0497	33B19C	28480	SPECTRUM, ANALYZER, SUBASSEMBLY	CZV, CZW	EA	1
3	2	PAHZZ	5910-00-578-1623	CV11C450	81349	CAPACITOR, VARIABLE, CERAMIC, DIELECTRIC	CZV, CZW	EA	1
3	3	PAHZZ	5935-00-173-7798	51A12272	71785	SOCKET, ELECTRON TUBE	CZV, CZW	EA	13
3	4	PAHZZ	5910-00-667-6617	CE65	89536	CAPACITOR, FIXED, ELECTROLYTIC	CZV, CZW	EA	1
3	5	PBHHH		SMC398376	80063	TERMINAL BOARD ASSEMBLY	CZV, CZW	EA	1
3	6	PBHHH		SMC398367	80063	TERMINAL BOARD ASSEMBLY	CZV, CZW	EA	1
3	7	PAHZZ	5905-00-566-1636	10516	42190	RESISTOR, VARIABLE	CZV, CZW	EA	1
3	8	PAHZZ	5905-00-456-0577	RCR32G270JS	81349	RESISTOR, FIXED, COMPOSITION	CZV, CZW	EA	1
3	9	PAHZZ	5905-00-513-0799	8005415	28480	RESISTOR, FIXED, WIREWOUND	CZV, CZW	EA	1
3	10	PBHHH		SMC398372	80063	TERMINAL BOARD ASSEMBLY	CZV, CZW	EA	1
3	11	PAHZZ	5910-00-195-8716	OBD	56289	CAPACITOR, FIXED, ELECTROLYTIC	CZV, CZW	EA	3
3	12	PBHHH		SMB398392	80063	TERMINAL BOARD ASSEMBLY	CZV, CZW	EA	1
3	13	PAHZZ	5950-00-809-4571	9110-0004	28480	REACTOR	CZV, CZW	EA	1
3	14	PAHZZ	5920-00-556-0144	342022	75915	FUSEHOLDER	CZV, CZW	EA	2
3	15	PBHHH		SMC398380	80063	TERMINAL BOARD ASSEMBLY	CZV, CZW	EA	1
3	16	PAHZZ	5905-00-577-3645	RV4NALSD253A	81349	RESISTOR, VARIABLE, COMPOSITION	CZV, CZW	EA	2
3	17	PAHZZ	5905-00-400-4510	RCR32G564JS	81349	RESISTOR, VARIABLE, COMPOSITION	CZV, CZW	EA	1
3	18	PAHZZ	5905-00-247-8737	RCR32G683JS	81349	RESISTOR, VARIABLE, COMPOSITION	CZV, CZW	EA	1
3	19	PAHZZ	5905-00-235-3534	RCR32G681JS	81349	RESISTOR, FIXED, COMPOSITION	CZV, CZW	EA	1
3	20	PAHZZ	5905-00-106-1276	RCR32G104JS	81349	RESISTOR, FIXED, COMPOSITION	CZV, CZW	EA	2
3	21	PAHZZ	5910-00-854-6894	CE44C470R	96906	CAPACITOR, FIXED, ELECTROLYTIC	CZV, CZW	EA	1
3	22	PAHZZ	5905-00-583-5152	RA20NASD00A	81349	RESISTOR, VARIABLE	CZV, CZW	EA	1
3	23	PAHZZ	5940-00-626-7653	5060-0633	28480	POST, BINDING	CZV, CZW	EA	2
3	24	PAHZZ	5905-00-577-2222	RV4LAYS503A	81349	RESISTOR, VARIABLE, COMPOSITION	CZV, CZW	EA	1
3	25	PAHZZ	5910-00-543-9502	CP05A1KF104K3	81349	CAPACITOR, FIXED, PAPER, DIELECTRIC	CZV, CZW	EA	1
3	26	PBHHH		SMC398384	80063	TERMINAL BOARD ASSEMBLY	CZV, CZW	EA	1
3	27	PAHZZ	5910-00-543-9081	CP09A1K473K3	81349	CAPACITOR, FIXED, PAPER, DIELECTRIC	CZV, CZW	EA	1
3	28	PBHHH		SMC398388	80063	TERMINAL BOARD ASSEMBLY	CZV, CZW	EA	1
3	29	PAHZZ	6625-00-392-6987	310-74	28480	SPECTRUM, ANALYZER, SUBASSEMBLY	CZV, CZW	EA	1




Figure 4. TS-723/U and TS-723A/U, chassis, top view.

EL 1A004

TM11-6625-255-34P			SECTION II. REPAIR PARTS LIST (CONTINUED)						
(1)	(2)	(3)	(4)	(5)	(6)		(7)	(8)	
ILLUSTRATION	SMR	NATIONAL	PART	PSCM	DESCRIPTION	USABLE ON	UNIT	QTY	
(A)	CODE	STOCK	NUMBER			CODE	OF	INC	
FIG	ITEM	NUMBER					MEAS	IN	
NO.	NO.							UNIT	
4	1	PAOZZ	5960-00-262-0218	5Y3WGTA	81349	ELECTRON TUBE	CZV, CZW	EA	1
4	2	PAOZZ	5960-00-100-5268	6SJ7Y	81349	ELECTRON TUBE	CZV, CZW	EA	4
4	3	PAOZZ	5960-00-188-8573	0D3	81349	ELECTRON TUBE	CZV, CZW	EA	1
4	4	PAHZZ	5950-00-683-3351	SMB333506A	80063	TRANSFORMER, POWER STEP DOWN AND STEP UP	CZV, CZW	EA	1
4	5	PAOZZ	5960-00-166-7666	6AC7	81349	ELECTRON TUBE	CZV, CZW	EA	3
4	6	PAOZZ	5960-00-188-8499	6H6	81349	ELECTRON TUBE	CZV, CZW	EA	1
4	7	PAHZZ	5910-00-668-3136	TC39	37942	CAPACITOR, FIXED, ELECTROLYTIC	CZV, CZW	EA	1
4	8	PAHZZ	6625-00-635-9056	112-6	28480	AMMETER	CZV, CZW	EA	1
4	9	PAHZZ	5930-00-636-0997	136883H1C	76854	SWITCH, ROTARY	CZV, CZW	EA	1
4	10	PAOZZ	5960-00-228-3765	6J5WGT	81349	ELECTRON TUBE	CZV, CZW	EA	2
4	11	PAHZZ	5355-00-677-0486	SMB333494	80063	DIAL, CONTROL	CZV, CZW	EA	1
4	12	PAHZZ	6625-00-309-5243	16MM336	28480	DRIVE, TUNING	CZV, CZW	EA	1
4	13	PAHZZ	3040-00-682-4498	54MS304	28480	COLLAR, RETAINER	CZV, CZW	EA	1
4	14	PAOZZ	6240-00-155-8706	47	24446	LAMP, INCANDESCENT	CZV, CZW	EA	1
4	15	PAHZZ	6250-00-299-4734	16MS335	28480	LAMPHOLDER	CZV, CZW	EA	1
4	16	PAHZZ	5355-00-392-6082	5020-0664	28480	PLATE, INDEX	CZV, CZW	EA	1
4	17	PAHZZ	3020-00-563-8063	9MS325	28480	PULLEY, GROOVE	CZV, CZW	EA	1
4	18	PAHZZ	6625-00-563-8062	9MM316	28480	PULLEY, CONE	CZV, CZW	EA	1
4	19	PAHZZ	6625-00-378-5298	54MS246	28480	COUPLING, SHAFT, FLEXIBLE	CZV, CZW	EA	2
4	20	PAHZZ	5910-00-578-1623	CV11C450	81349	CAPACITOR, VARIABLE, CERAMIC, DIELECTRIC	CZV, CZW	EA	1
4	21	PAHZZ	5910-00-644-6040	CC26CH390J	81349	CAPACITOR, FIXED, CERAMIC, DIELECTRIC	CZV, CZW	EA	1
4	22	PAHZZ	5910-00-667-7218	50ML237PT12-5	28480	CAPACITOR, VARIABLE, AIR, DIELECTRIC	CZV, CZW	EA	1
4	23	PAHZZ	6625-00-677-0484	SMB333470	80063	SHAFT, DIAL, PLATE	CZV, CZW	EA	1
4	24	PAHZZ	5910-00-822-2579	CP05A1KE224K3	81349	CAPACITOR, FIXED, PAPER, DIELECTRIC	CZV, CZW	EA	1
4	25	PAOZZ	5960-00-617-6097	6Y6GT	81349	ELECTRON TUBE	CZV, CZW	EA	1




Figure 5. TS-723B/U, chassis, bottom view.

TM11-6625-255-34P			SECTION II. REPAIR PARTS LIST (CONTINUED)					(7)	(8)
(1)	(2)	(3)	(4)	(5)	(6)		(7)	(8)	
ILLUSTRATION	SMR	NATIONAL	PART	PSCM	DESCRIPTION	USABLE ON	UNIT	QTY	
(A)	CODE	STOCK	NUMBER			CODE	OF	INC	
FIG	(B)	NUMBER					MEAS	IN	
NO.	ITEM							UNIT	
NO.	NO.								
5	1	PAHZZ	5935-00-201-4783	SMB425569	80063	SOCKET, ELECTRON TUBE	CZX	EA	13
5	2	PAHZZ	5910-00-578-1623	CV11C450	81349	CAPACITOR, VARIABLE, CERAMIC, DIELECTRIC	CZX	EA	1
5	3	PAHZZ	6625-00-677-9000	SMC333524	80063	SPECTRUM, ANALYZER, SUBASSEMBLY	CZX	EA	1
5	4	PAHZZ	5975-00-685-9518	SR7PS18-2	28520	BRUSHING, ELECTRICAL CONDUCTOR	CZX	EA	1
5	5	PAHZZ	5910-00-904-1991	CE44C680R	81349	CAPACITOR, FIXED, ELECTROLYTIC	CZX	EA	1
5	6	PAHZZ	5940-00-914-9919	SE21XE01	81349	INSULATOR, STANDOFF	CZX	EA	2
5	7	PBHHH		SMC398367	80063	TERMINAL BOARD ASSEMBLY	CZX	EA	1
5	8	PBHHH		SMC398376	80063	TERMINAL BOARD ASSEMBLY	CZX	EA	1
5	9	PAHZZ	5910-00-424-9705	CE44C270R	81349	CAPACITOR, FIXED, ELECTROLYTIC	CZX	EA	1
5	10	PBHHH		SMC398372	80063	TERMINAL BOARD ASSEMBLY	CZX	EA	1
5	11	PAHZZ	5910-00-087-6191	CE33C200R	81349	CAPACITOR, FIXED, ELECTROLYTIC	CZX	EA	4
5	12	PAHZZ	5905-00-456-0577	RCR32G270JS	81349	RESISTOR, FIXED, COMPOSITION	CZX	EA	1
5	13	PAHZZ	5905-00-683-3351	SMB333506A	80063	TRANSFORMER, POWER STEP DOWN AND STEP UP	CZX	EA	1
5	14	PAHZZ	5905-00-988-3019	RW69V120	81349	RESISTOR, FIXED, WIREWOUND	CZX	EA	1
5	15	PAHZZ	5950-00-683-3347	SMB333507	80063	REACTOR	CZX	EA	1
5	16	PBHHH		SMC398380	80063	TERMINAL BOARD ASSEMBLY	CZX	EA	1
5	17	PAHZZ	5905-00-400-4510	RCR32G564JS	81349	RESISTOR, FIXED, COMPOSITION	CZX	EA	1
5	18	PAHZZ	5905-00-106-1276	RCR32G104JS	81349	RESISTOR, FIXED, COMPOSITION	CZX	EA	2
5	19	PAHZZ	5905-00-247-8737	RCR32G683JS	81349	RESISTOR, FIXED, COMPOSITION	CZX	EA	1
5	20	PAHZZ	5905-00-687-0789	RA20LASB101A	81349	RESISTOR, VIARABLE	CZX	EA	1
5	21	PAHZZ	5905-00-235-3534	RCR32G681JS	81349	RESISTOR, FIXED, COMPOSITION	CZX	EA	1
5	22	PAHZZ	5905-00-577-2222	RV4LAYSD503A	81349	RESISTOR, VARIABLE, COMPOSITION	CZX	EA	1
5	23	PAHZZ	5905-00-552-0561	RA20NASA500A	81349	RESISTOR, VARIABLE	CZX	EA	1
5	24	PBHHH		SMC398388	80063	TERMINAL BOARD ASSEMBLY	CZX	EA	1
5	25	PAHZZ	5910-00-854-6894	CE44C470R	96906	CAPACITOR, FIXED, ELECTROLYTIC	CZX	EA	1
5	26	PBHHH		SMC398384	80063	TERMINAL BOARD ASSEMBLY	CZX	EA	1
5	27	PAHZZ	5910-00-543-9502	CP05A1KF104K3	81349	CAPACIATOR, FIXED, PAPER, DIELECTRIC	CZX	EA	1
5	28	PBHHH		SMB398392	80063	TERMINAL BOARD ASSEMBLY	CZX	EA	1
5	29	PAHZZ	5905-00-577-3645	RV4NALSD253A	81349	RESISTOR, VARIABLE, COMPOSITION	CZX	EA	1
5	30	PAHZZ	5910-00-543-9081	CP09A1K473K3	81349	CAPACITOR, FIXED, PAPER, DIELECTRIC	CZX	EA	1
5	31	PAHZZ	6625-00-677-9001	SMC333516	80063	SPECTRUM, ANALYZER, SUBASSEMBLY	CZX	EA	1
5	32	PAHZZ	6250-00-299-4734	16MS335	28480	LAMPHOLDER	CZX	EA	1
5	33	PAHZZ	5355-00-677-0486	SMB333494	80063	DIAL, SCALE	CZX	EA	1

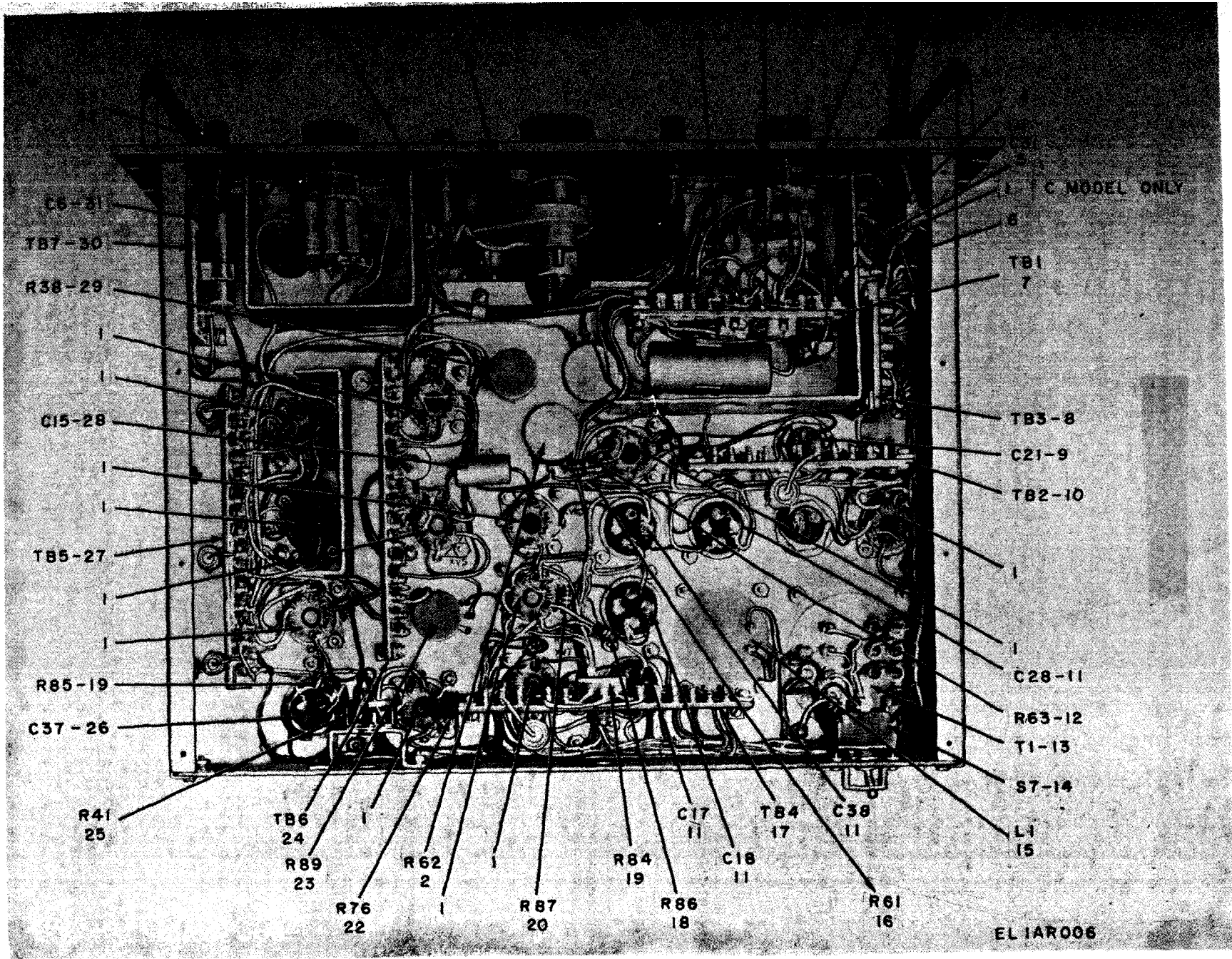


Figure 6. TS-723C/U and TS-723D/U, chassis, bottom view.

(1) ILLUSTRATION (A) FIG NO.	(2) SMR CODE (B) ITEM NO.	(3) FEDERAL STOCK NUMBER	(4) PART NUMBER	(5) FSCM	(6) DESCRIPTION	USABLE ON CODE	(7) UNIT OF MEAS	(8) QTY INC IN UNIT
6	1	PAHZZ 5935-00-201-4783	SMB425569	80063	SOCKET,ELECTRON TUBE	CZY,CMD	EA	12
6	1	PAHZZ 5935-00-201-4783	SMB425569	80063	SOCKET,ELECTRON TUBE	CZY	EA	1
6	2	PAHZZ 5910-00-578-1623	CV11C450	81349	CAPACITOR,VARIABLE,CERAMIC,DIELECTRIC	CZY,CMD	EA	1
6	3	PAHZZ 6625-00-677-9000	SMC333524	80063	SPECTRUM,ANALYZER,SUBASSEMBLY	CZY,CMD	EA	1
6	4	PAHZZ 5975-00-685-9518	SR7PS18-2	28520	BRUSHING,ELECTRICAL CONDUCTOR	CZY,CMD	EA	1
6	5	PAHZZ 5910-00-904-1991	CE44C680R	81349	CAPACITOR,FIXED,ELECTROLYTIC	CZY,CMD	EA	1
6	6	PAHZZ 5940-00-914-9919	SE21XE01	81349	INSULATOR,STANDOFF	CZY,CMD	EA	2
6	7	PBH HH	SMC398367	80063	TERMINAL BOARD ASSEMBLY	CZY,CMD	EA	1
6	8	PBH HH	SMC398376	80063	TERMINAL BOARD ASSEMBLY	CZY,CMD	EA	1
6	9	PAHZZ 5910-00-813-0849	CE41D250R	81349	CAPACITOR,FIXED,ELECTROLYTIC	CZY,CMD	EA	1
6	10	PBH HH	SMC398372	80063	TERMINAL BOARD ASSEMBLY	CZY,CMD	EA	1
6	11	PAHZZ 5910-00-087-6191	CE33C200R	81349	CAPACIATOR,FIXED,ELECTROLYTIC	CZY,CMD	EA	4
6	12	PAHZZ 5905-00-456-0577	RCR32G270JS	81349	RESISTOR,FIXED,COMPOSITION	CZY,CMD	EA	1
6	13	PAHZZ 5950-00-683-3351	SMB333506A	80063	TRANSFORMER,POWER,STEPDOWN AND STEPUP	CZY,CMD	EA	1
6	14	PAHZZ 5930-00-655-1582	MS35059-23	96906	SWITCH,TOGGLE	CZY,CMD	EA	1
6	15	PAHZZ 5950-00-683-3347	SMB333507	80063	REACTOR	CZY,CMD	EA	1
6	16	PAHZZ 5905-00-988-3019	RW69V120	81349	RESISTOR,FIXED,WIREWOUND	CZY,CMD	EA	1
6	17	PBH HH	SMC398380	80063	TERMINAL BOARD ASSEMBLY	CZY,CMD	EA	1
6	18	PAHZZ 5905-00-400-4510	RCR32G564JS	81349	RESISTOR,FIXED,COMPOSITION	CZY,CMD	EA	1
6	19	PAHZZ 5905-00-106-1276	RCR32G104JS	81349	RESISTOR,FIXED,COMPOSITION	CZY,CMD	EA	2
6	20	PAHZZ 5905-00-247-8737	RCR32G683JS	81349	RESISTOR,FIXED,COMPOSITION	CZY,CMD	EA	1
6	21	PAHZZ 5905-00-687-0789	RA20LASB101A	81349	RESISTOR,VARIABLE	CZY,CMD	EA	1
6	22	PAHZZ 5905-00-235-3534	RCR32G681JS	81349	RESISTOR,FIXED,COMPOSITION	CZY,CMD	EA	1
6	23	PAHZZ 5905-00-577-2222	RV4LAYS503A	81349	RESISTOR,VARIABLE,COMPOSITION	CZY,CMD	EA	1
6	24	PBH HH	SMC398388	80063	TERMINAL BOARD ASSEMBLY	CZY,CMD	EA	1
6	25	PAHZZ 5905-00-552-0561	RA20NASA500A	81349	RESISTOR,VARIABLE	CZY,CMD	EA	1
6	26	PAHZZ 5910-00-854-6894	CE44C470R	96906	CAPACITOR,FIXED,ELECTROLYTIC	CZY,CMD	EA	1
6	27	PBH HH	SMC398384	80063	TERMINAL BOARD ASSEMBLY	CZY,CMD	EA	1
6	28	PAHZZ 5910-00-543-9502	CP05A1KF104K3	81349	CAPACITOR,FIXED,PAPER,DIELECTRIC	CZY,CMD	EA	1
6	29	PAHZZ 5905-00-577-3645	RV4LAYS253A	81349	RESISTOR,VARIABLE,COMPOSITION	CZY,CMD	EA	1
6	30	PBH HH	SMB398392	80063	TERMINAL BOARD ASSEMBLY	CZY,CMD	EA	1
6	31	PAHZZ 5910-00-543-9081	CP09A1K473K3	81349	CAPACITOR,FIXED,PAPER,DIELECTRIC	CZY,CMD	EA	1
6	32	PAHZZ 6625-00-677-9001		80063	SPECTRUM,ANALYZER,SUBASSEMBLY	CZY,CMD	EA	1
6	33	PAHZZ 6250-00-299-4734	16MS335	28480	LAMPHOLDER	CZY,CMD	EA	1
6	34	PAHZZ 5355-00-677-0486	SMB333494	80063	DIAL,SCALE	CZY,CMD	EA	1


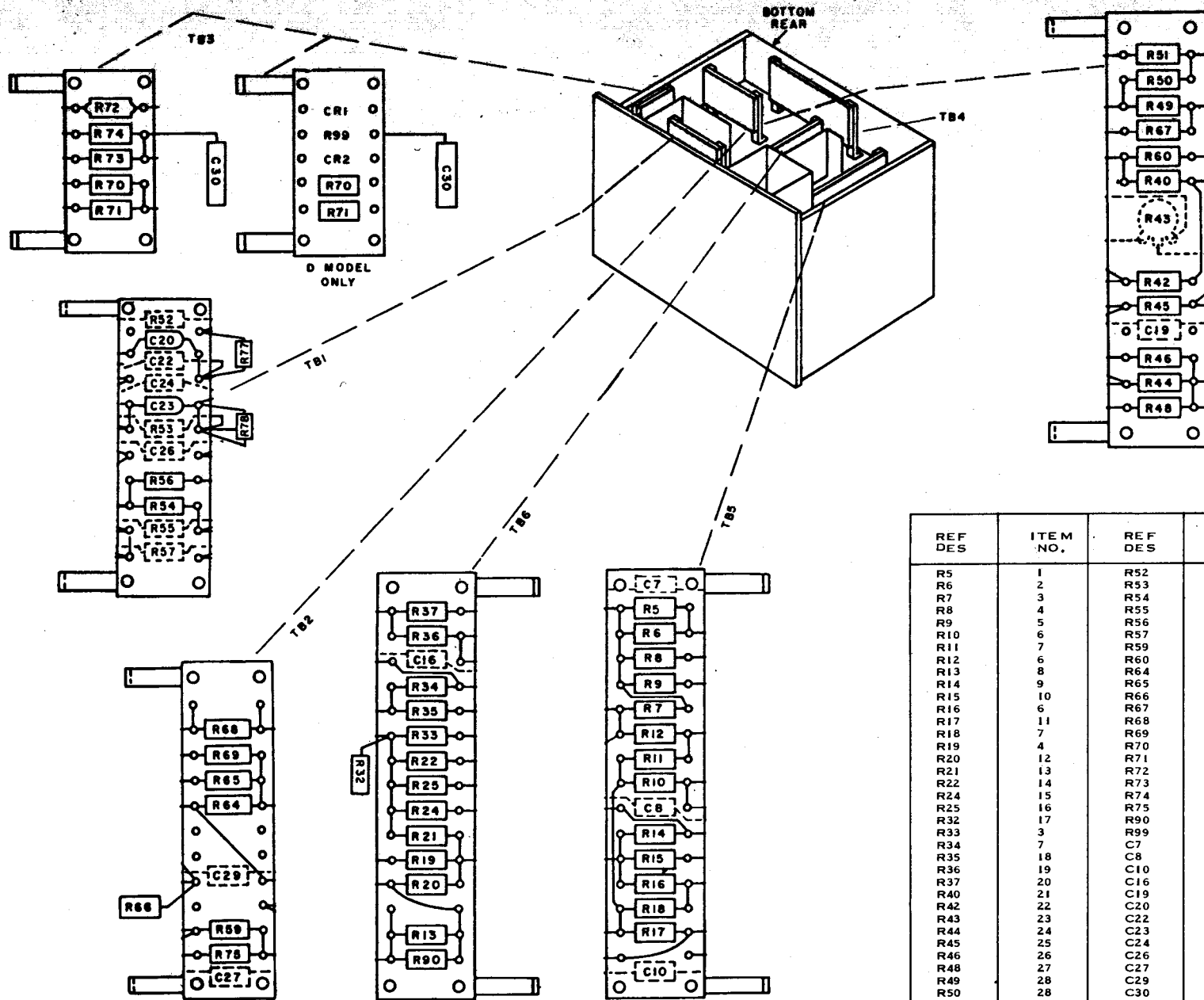


Figure 7. TS-723B/U, TS-723C/U, and TS-723D/U, chassis, top view.

SECTION II REPAIR PARTS LIST

SECTION II. REPAIR PARTS LIST (CONTINUED)

(1) ILLUSTRATION (A) FIG NO.	(2) SMR CODE	(3) FEDERAL STOCK NUMBER	(4) PART NUMBER	(5) FSCM	(6) DESCRIPTION	USABLE ON CODE	(7) UNIT OF MEAS	(8) QTY INC IN UNIT
7	1	PAOZZ 5960-00-188-3574	6SJ7WGT	81349	ELECTRON TUBE	CZX, CZY, CMD	EA	4
7	2	PAOZZ 5960-00-166-7666	6AC7	81349	ELECTRON TUBE	CZX, CZY, CMD	EA	3
7	3	PAOZZ 6625-00-677-0484	SMB333470	80063	SHAFT, DIAL, PLATE	CZX, CZY, CMD	EA	1
7	4	PAOZZ 5960-00-188-8499	6H6	81349	ELECTRON TUBE	CZX, CZY, CMD	EA	1
7	5	PAHZZ 6625-00-635-9056	112-6	28480	AMMETER	CZX, CZY, CMD	EA	1
7	6	PAHZZ 5930-00-660-5682	SMA333514B	80063	SWITCH, ROTARY	CZX, CZY, CMD	EA	1
7	7	PAOZZ 5960-00-228-3765	6J5WGT	81349	ELECTRON TUBE	CZX, CZY, CMD	EA	2
7	8	PAHZZ 6625-00-309-5243	16MM336	28480	DRIVE, TUNING	CZX, CZY, CMD	EA	1
7	9	PAHZZ 6625-00-713-5218	9MM383-1	28480	COLLAR, LOCKING	CZX, CZY, CMD	EA	1
7	10	PAHZZ 3020-00-677-0489	SMB333480	80063	PULLEY, GROOVE	CZX, CZY, CMD	EA	1
7	11	PAHZZ 6250-00-299-4734	16MS335	28480	LAMPHOLDER	CZX, CZY, CMD	EA	1
7	12	PAOZZ 6240-00-155-8706	47	24446	LAMP, INCANDESCENT	CZX, CZY, CMD	EA	1
7	13	PAHZZ 5355-00-392-6082	5020-0664	28480	PLATE, INDEX	CZX, CZY, CMD	EA	1
7	14	PAHZZ 3020-00-677-0555	SMB333492	80063	PULLEY, CONE	CZX, CZY, CMD	EA	1
7	15	PAHZZ 3010-00-240-6682	SMB166105	80063	COUPLING, SHAFT, FLEXIBLE	CZX, CZY, CMD	EA	1
7	16	PAHZZ 5910-00-578-5543	CV11B200	81349	CAPACITOR, VARIABLE, CERAMIC, DIELECTRIC	CZX, CZY, CMD	EA	1
7	17	PAHZZ 5910-00-644-6040	CC26CH390J	81349	CAPACITOR, VARIABLE, CERAMIC, DIELECTRIC	CZX, CZY, CMD	EA	1
7	18	PAHZZ 5910-00-667-7218	50ML237PT12-5	28480	CAPACITOR, VARIABLE, AIR, DIELECTRIC	CZX, CZY, CMD	EA	1
7	19	PAHZZ 3040-00-677-0483	SMB333474-1	80063	COLLAR, SHAFT	CZX, CZY, CMD	EA	1
7	20	PAHZZ 5910-00-822-2579	CP05A1KE224K3	81349	CAPACITOR, FIXED, PAPER, DIELECTRIC	CZX, CZY, CMD	EA	1
7	21	PAOZZ 5960-00-617-6097	6Y6GT	81349	ELECTRON TUBE	CZX, CZY, CMD	EA	1
7	22	PAOZZ 5960-00-188-8573	0D3	81349	ELECTRON TUBE	CZX, CZY, CMD	EA	1
7	23	PAOZZ 5960-00-262-0218	5Y3WGTA	81349	ELECTRON TUBE	CZX, CZY, CMD	EA	1



REF DES	ITEM NO.	REF DES	ITEM NO.
R5	1	R52	29
R6	2	R53	30
R7	3	R54	4
R8	4	R55	31
R9	5	R56	32
R10	6	R57	29
R11	7	R59	19
R12	6	R60	7
R13	8	R64	33
R14	9	R65	6
R15	10	R66	25
R16	6	R67	34
R17	11	R68	33
R18	7	R69	6
R19	4	R70	20
R20	12	R71	20
R21	13	R72	35
R22	14	R73	36
R24	15	R74	36
R25	16	R75	5
R32	17	R90	25
R33	3	R99	36
R34	7	C7	37
R35	18	C8	37
R36	19	C10	37
R37	20	C16	37
R40	21	C19	38
R42	22	C20	39
R43	23	C22	40
R44	24	C23	41
R45	25	C24	42
R46	26	C26	43
R48	27	C27	44
R49	28	C29	38
R50	28	C30	45
R51	28	CR1	46
		CR2	46

Figure 8. Terminal boards.

EL1AR008

SECTION II REPAIR PARTS LIST

(1) ILLUSTRATION (A) FIG NO.	(2) SMR CODE (B) ITEM NO.	(3) FEDERAL STOCK NUMBER	(4) PART NUMBER	(5) FSCM	(6) DESCRIPTION	USABLE ON CODE	(7) UNIT OF MEAS	(8) QTY INC IN UNIT
8	1	PAHZZ 5905-00-687-0789	RA20LASB101A	81349	RESISTOR, VARIABLE		EA	1
8	2	PAHZZ 5905-00-456-0577	RCR32G270JS	81349	RESISTOR, FIXED, COMPOSITION		EA	2
8	3	PAHZZ 5905-00-106-1246	RCR32G152JS	81349	RESISTOR, FIXED, COMPOSITION		EA	2
8	4	PAHZZ 5905-00-247-8684	RCR32G105JS	81349	RESISTOR, FIXED, COMPOSITION		EA	3
8	5	PAHZZ 5905-00-104-8355	RCR32G561JS	81349	RESISTOR, FIXED, COMPOSITION		EA	2
8	6	PAHZZ 5905-00-247-8735	RCR32G563JS	81349	RESISTOR, FIXED, COMPOSITION		EA	5
8	7	PAHZZ 5905-00-106-1276	RCR32G104JS	81349	RESISTOR, FIXED, COMPOSITION		EA	6
8	8	PAHZZ 5905-00-369-6923	RCR32G223JS	81349	RESISTOR, FIXED, COMPOSITION		EA	1
8	9	PAHZZ 5905-00-484-0274	RCR32G225JS	8149	RESISTOR, FIXED, COMPOSITION		EA	2
8	10	PAHZZ 5905-00-115-3565	RCR32G821JS	81349	RESISTOR, FIXED, COMPOSITION		EA	1
8	11	PAHZZ 5905-00-484-0294	RCR32G753JS	81349	RESISTOR, FIXED, COMPOSITION		EA	1
8	12	PAHZZ 5905-00-121-9861	RCR32G102JS	81349	RESISTOR, FIXED, COMPOSITION		EA	1
8	13	PAHZZ 5905-00-257-0937	RC42GF472J	81349	RESISTOR, FIXED, COMPOSITION		EA	1
8	14	PAHZZ 5905-00-104-5757	RCR32G273JS	81349	RESISTOR, FIXED, COMPOSITION		EA	1
8	15	PAHZZ 5905-00-244-8258	RCR32G332JS	81349	RESISTOR, FIXED, COMPOSITION		EA	1
8	16	PAHZZ 5905-00-228-6084	RCR32G123JS	81349	RESISTOR, FIXED, COMPOSITION		EA	1
8	17	PAHZZ 5905-00-246-9395	RCR20G156JS	81349	RESISTOR, FIXED, COMPOSITION		EA	1
8	18	PAHZZ 5905-00-259-3767	RC42GF334J	81349	RESISTOR, FIXED, COMPOSITION		EA	1
8	19	PAHZZ 5905-00-247-8715	RCR32G224JS	81349	RESISTOR, FIXED, COMPOSITION		EA	2
8	20	PAHZZ 5905-00-128-6281	RCR32G621JS	81349	RESISTOR, FIXED, COMPOSITION		EA	3
8	21	PAHZZ 5905-00-141-0720	RCR32G330JS	81349	RESISTOR, FIXED, COMPOSITION		EA	1
8	22	PAHZZ 5905-00-247-8737	RCR32G683JS	81349	RESISTOR, FIXED, COMPOSITION		EA	1
8	23	PAHZZ 5905-00-577-3645	RV4LAYS253A	81349	RESISTOR, VARIABLE, COMPOSITION		EA	1
8	24	PAHZZ 5905-00-400-4482	RCR32G333JS	81349	RESISTOR, FIXED, COMPOSITION		EA	1
8	25	PAHZZ 5905-00-114-5393	RCR20G224JS	81349	RESISTOR, FIXED, COMPOSITION		EA	3
8	26	PAHZZ 5905-00-185-8516	RC42GF103J	81349	RESISTOR, FIXED, COMPOSITION		EA	1
8	27	PAHZZ 5905-00-400-4510	RCR32G564JS	81349	RESISTOR, FIXED, COMPOSITION		EA	1
8	28	PAHZZ 5905-00-247-8733	RCR32G562JS	81349	RESISTOR, FIXED, COMPOSITION		EA	3
8	29	PAHZZ 5905-00-539-0131	RN75B2154F	81349	RESISTOR, FIXED, FILM		EA	2
8	30	PAHZZ 5905-00-502-9080	RN75B3163F	81349	RESISTOR, FIXED, FILM		EA	1
8	31	PAHZZ 5905-00-502-8927	RN75B2004F	81349	RESISTOR, FIXED, FILM		EA	1
8	32	PAHZZ 5905-00-111-8372	RCR32G222JS	81349	RESISTOR, FIXED, COMPOSITION		EA	1
8	33	PAHZZ 5905-00-279-2527		81349	RESISTOR, FIXED, COMPOSITION		EA	2
8	34	PAHZZ 5905-00-249-4225	RC42GF183J	81349	RESISTOR, FIXED, COMPOSITION		EA	1
8	35	PAHZZ 5905-00-990-4151	RW69V6R8	81349	RESISTOR, FIXED, WIREWOUND		EA	1
8	36	PAHZZ 5905-00-435-1836	RCR32G622JS	81349	RESISTOR, FIXED, COMPOSITION		EA	2
8	36	PAHZZ 5905-00-435-1836	RCR32G622JS	81349	RESISTOR, FIXED, COMPOSITION	CMD	EA	1
8	37	PAHZZ 5910-00-543-9081	CP09A1K473K3	81349	CAPACITOR, FIXED, PAPER, DIELECTRIC		EA	4
8	38	PAHZZ 5910-00-543-9502	CP05A1KF104K3	81349	CAPACITOR, FIXED, PAPER, DIELECTRIC		EA	2
8	39	PAHZZ 5910-00-556-9440	CV11A070	81349	CAPACITOR, VARIABLE, CERAMIC, DIELECTRIC		EA	1
8	40	PAHZZ 5910-00-821-7068	CP09A1KF823K3	81349	CAPACITOR, FIXED, PAPER, DIELECTRIC		EA	1
8	41	PAHZZ 5910-00-578-5543	CV11B200	81349	CAPACITOR, VARIABLE, CERAMIC, DIELECTRIC		EA	1
8	42	PAHZZ 5910-00-850-0541	CM15ED470G03	81349	CAPACITOR, FIXED, MICA, DIELECTRIC		EA	1

SECTION II REPAIR PARTS LIST

SECTION II. REPAIR PARTS LIST (CONTINUED)

(1) ILLUSTRATION (A) FIG NO.	(2) SMR CODE	(3) FEDERAL STOCK NUMBER	(4) PART NUMBER	(5) FSCM	(6) DESCRIPTION	USABLE ON CODE	(7) UNIT OF MEAS	(8) QTY INC IN UNIT
8	43	PAHZZ 5910-00-881-8268	CP09A1KF474K3	81349	CAPACITOR, FIXED, PAPER, DIELECTRIC		EA	1
8	44	PAHZZ 5910-00-904-1991	CE44C680R	81349	CAPACITOR, FIXED, ELECTROLYTIC		EA	1
8	45	PAHZZ 5910-00-666-6948	CP41B1FF105K1	81349	CAPACITOR, FIXED, PAPER, DIELECTRIC		EA	1
8	46	PAHZZ 5961-00-552-9852	1N251	96906	SEMICONDUCTOR, DIODE	CMD	EA	2

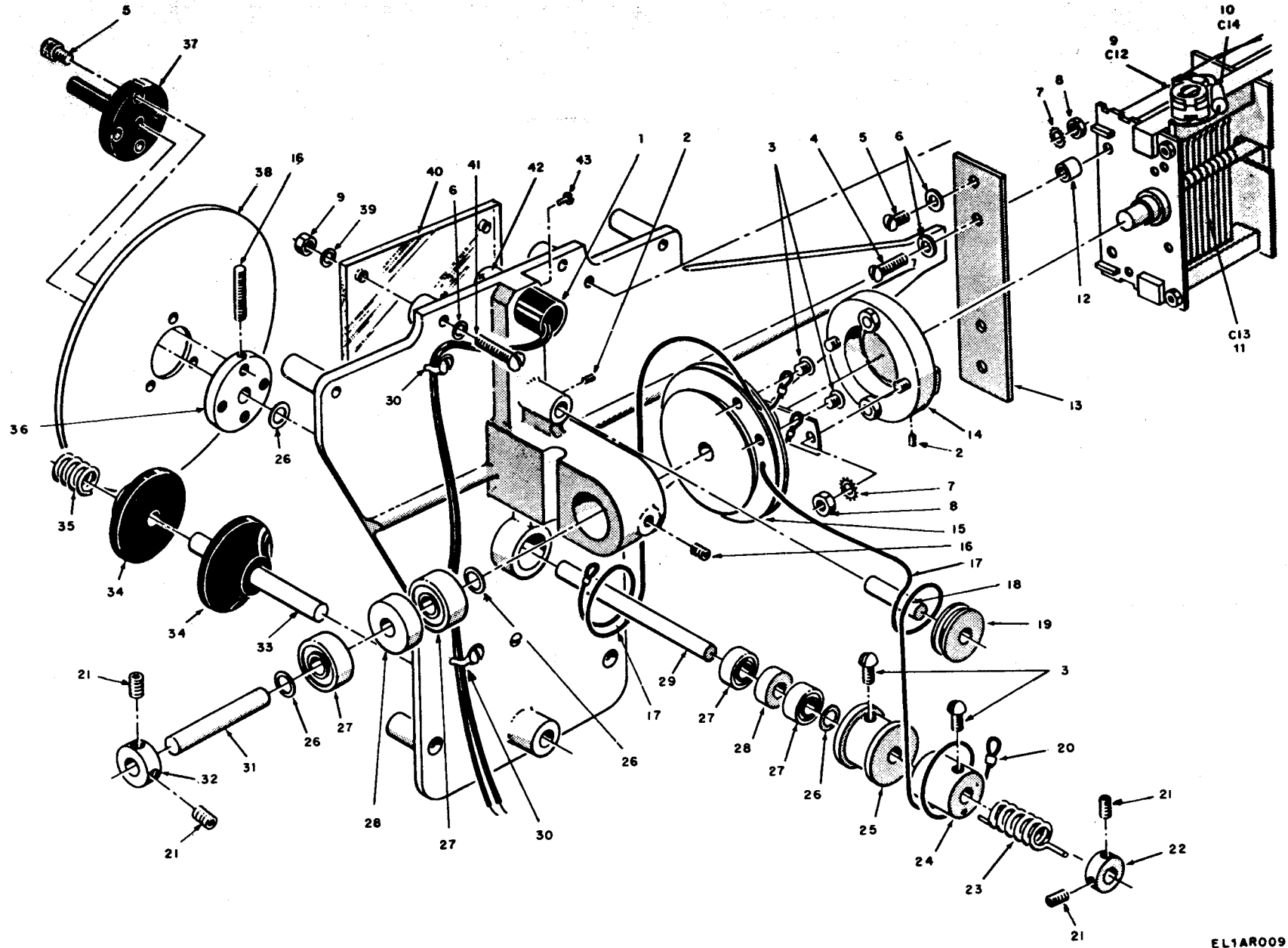


Figure 9. Tuning gang assembly.

EL1AR009

(1) ILLUSTRATION (A) FIG NO.	(2) SMR CODE (B) ITEM NO.	(3) FEDERAL STOCK NUMBER	(4) PART NUMBER	(5) FSCM	(6) DESCRIPTION	USABLE ON CODE	(7) UNIT OF MEAS	(8) QTY INC IN UNIT
9	1	PAHZZ 6250-00-299-4734	16MS335	28480	LAMPHOLDER		EA	1
9	2	XBHZZ 5305-00-719-5374	MS51963-28	96906	SCREW,SET		EA	2
9	3	XBHZZ 5305-00-988-1169	MS35206-211	81349	SCREW		EA	4
9	4	XBHZZ 5305-00-889-3000	MS35206-230	81349	SCREW		EA	2
9	5	XBHZZ 5305-00-978-9347	MS16997-19	96906	SCREW		EA	6
9	6	XBHZZ 5310-00-045-4007	MS35338-41	81349	WASHER, LOCK, SPLIT		EA	2
9	7	XBHZZ 5310-00-082-1404	MS27183-6	81349	WASHER, FLAT		EA	3
9	8	XBHZZ 5310-00-934-9747	MS35649-262	81349	NUT		EA	3
9	9	PAHZZ 5910-00-578-1623	CV11C450	81349	CAPACITOR, VARIABLE, CERAMIC, DIELECTRIC		EA	1
9	10	PAHZZ 5910-00-644-6040	CC26CH390J	81349	CAPACITOR, FIXED, CERAMIC, DIELECTRIC		EA	1
9	11	PAHZZ 5910-00-667-7218	50ML237PT12-5	28480	CAPACITOR, VARIABLE, AIR, DIELECTRIC		EA	1
9	12	PAHZZ	SMB398440	80063	SPACER		EA	2
9	13	PAHZZ	SMB398427	80063	BOARD, MOUNTING		EA	1
9	14	PAHZZ 3010-00-240-6682	SMB166105	80063	COUPLING, SHAFT, FLEXIBLE		EA	1
9	15	PAHZZ 3020-00-677-0555	SMB333492	80063	PULLEY, CONE		EA	1
9	16	XBHZZ 5305-00-719-5339	MS51963-22	96906	SCREW, SET		EA	2
9	17	PAHZZ 5355-00-338-4360	6X71-32	51463	CABLE, DRIVE, FRONT AND REAR		EA	2
9	18	PAHZZ	SMB398425	80063	SHAFT, IDLER		EA	1
9	19	PAHZZ 3020-00-677-0489	SMB333480	80063	PULLEY, IDLER		EA	1
9	20	XBHZZ	8912	83330	CLAMP		EA	4
9	21	XBHZZ 5305-00-717-6948	MS51963-11	96906	SCREW, SET		EA	4
9	22	3040-00-677-0483	SMB333474-1	80063	COLLAR, SHAFT		EA	1
9	23	PAHZZ 5360-00-677-0556	SMB333481	80063	SPRING, HELICAL, TORSION		EA	1
9	24	PAHZZ 3020-00-677-0487	SMB333472	80063	PULLEY, FLAT		EA	1
9	25	PAHZZ 6625-00-677-0488	SMB333471	80063	PULLEY, GROOVE		EA	1
9	26	PAHZZ 5310-00-754-3083	SMB333475	80063	SPACER		EA	4
9	27	PAHZZ 3110-00-155-9628	S1KDD7	21335	BEARING, BALL, ANNULAR		EA	4
9	28	PAOZZ 5340-00-619-0222	5-8-6	95987	SPACER		EA	2
9	29	PAHZZ 6625-00-677-0484	SMB333470	80063	SHAFT, DIAL, PLATE		EA	1
9	30	XDHZZ	SMD398408-S	80063	CLAMP		EA	2
9	31	PAHZZ 6625-00-309-5243	16MM336	28480	DRIVE, TUNING		EA	1
9	32	PAHZZ 3040-00-682-4498	54MS304	28480	COLLAR, RETAINER		EA	1
9	33	PAHZZ 6625-00-572-5898		28480	SHAFT, DISK		EA	1
9	34	PAHZZ 3040-00-392-5623	9MS323	28480	COLLAR		EA	2
9	35	PAHZZ 5360-00-677-0485	SMB333482	80063	SPRING, HELICAL, COMPRESSION		EA	1
9	36	PAHZZ 6625-00-572-5899	9MS321	28480	HUB		EA	1
9	37	PAHZZ 6625-00-713-5218	9MM343	27535	COLLAR, LOCKING		EA	1
9	38	PAHZZ 5355-00-677-0486	SMB333494	80063	DIAL, SCALE		EA	1
9	39	XBHZZ 5310-00-983-8483	MS27183-5	81349	WASHER, FLAT		EA	1
9	40	PAHZZ 5355-00-392-6082	5020-0664	28480	PLATE, INDEX		EA	1
9	41	XBHZZ 5305-00-984-4993	MS35206-233	81349	SCREW		EA	1
9	42	PAOZZ 6240-00-155-8706	47	24446	LAMP, INCANDESCENT		EA	1
9	43	XBHZZ 5305-00-984-4983	MS35206-226	81349	SCREW		EA	1

Section IV. NATIONAL STOCK NUMBER AND PART NUMBER INDEX

STOCK NUMBER	FIG. NO.	ITEM NO.	STOCK NUMBER	FIG. NO.	ITEM NO.
5310-00-045-4007	9	6	5905-00-247-8737	5	19
5310-00-082-1404	9	7	5905-00-247-8737	6	20
5910-00-087-6191	5	11	5905-00-247-8737	8	22
5910-00-087-6191	6	11	5905-00-249-4225	8	34
5960-00-100-5268	4	2	5905-00-257-0937	8	13
5905-00-104-5757	8	14	5905-00-259-3767	8	18
5905-00-104-8355	8	5	5960-00-262-0218	4	1
5905-00-106-1246	8	3	5960-00-262-0218	7	23
5905-00-106-1276	3	20	5940-00-269-2219	2	5
5905-00-106-1276	5	18	5940-00-269-2220	2	6
5905-00-106-1276	6	19	5905-00-279-2527	8	33
5905-00-106-1276	8	7	6250-00-299-4734	4	15
5905-00-111-8372	8	32	6250-00-299-4734	5	32
5905-00-114-5393	8	25	6250-00-299-4734	6	33
5905-00-115-3565	8	10	6250-00-299-4734	7	11
5905-00-121-9861	8	12	6250-00-299-4734	9	1
5905-00-128-6281	8	20	6625-00-309-5243	4	12
5905-00-141-0720	8	21	6625-00-309-5243	7	8
3110-00-155-9628	9	27	6625-00-309-5243	9	31
6240-00-155-8706	2	10	5355-00-338-4360	9	17
6240-00-155-8706	4	14	5905-00-369-6923	8	8
6240-00-155-8706	7	12	6625-00-378-5298	4	19
6240-00-155-8706	9	42	3040-00-392-5623	9	34
5960-00-166-7666	4	5	5355-00-392-6082	4	16
5960-00-166-7666	7	2	5355-00-392-6082	7	13
5935-00-173-7798	3	3	5355-00-392-6082	9	40
5905-00-185-8516	8	26	6625-00-392-6987	3	29
5960-00-188-3574	7	1	5905-00-400-4482	8	24
5960-00-188-8499	4	6	5905-00-400-4510	3	17
5960-00-188-8499	7	4	5905-00-400-4510	5	17
5960-00-188-8573	4	3	5905-00-400-4510	6	18
5960-00-188-8573	7	22	5905-00-400-4510	8	27
5910-00-195-8716	3	11	5910-00-424-9705	5	9
5935-00-201-4783	5	1	5905-00-435-1836	8	36
5935-00-201-4783	6	1	5905-00-456-0577	3	8
5960-00-228-3765	4	10	5905-00-456-0577	5	12
5960-00-228-3765	7	7	5905-00-456-0577	6	12
5905-00-228-6084	8	16	5905-00-456-0577	8	2
5930-00-231-1491	1	5	5905-00-484-0274	8	9
5905-00-235-3534	3	19	5905-00-484-0294	8	11
5905-00-235-3534	5	21	5905-00-502-8927	8	31
5905-00-235-3534	6	22	5905-00-502-9080	8	30
3010-00-240-6682	7	15	5355-00-513-0066	1	1
3010-00-240-6682	9	14	5905-00-513-0799	3	9
5905-00-244-8258	8	15	5905-00-539-0131	8	29
5905-00-246-9395	8	17	5910-00-543-9081	3	27
5905-00-247-8684	8	4	5910-00-543-9081	5	30
5905-00-247-8715	8	19	5910-00-543-9081	6	31
5905-00-247-8733	8	28	5910-00-543-9081	8	37
5905-00-247-8735	8	6	5910-00-543-9502	3	25
5905-00-247-8737	3	18	5910-00-543-9502	5	27
			5910-00-543-9502	6	28

TM 11-6625-255-34P
 Section IV. NATIONAL STOCK NUMBER AND PART NUMBER INDEX (Continued)

STOCK NUMBER	FIG. NO.	ITEM NO.	STOCK NUMBER	FIG. NO.	ITEM NO.
5910-00-543-9502	8	38	5355-00-668-9156	2	2
5355-00-547-7996	1	3	3040-00-677-0483	7	19
5905-00-552-0561	5	23	3040-00-677-0483	9	22
5905-00-552-0561	6	25	6625-00-677-0484	4	23
5961-00-552-9852	8	46	6625-00-677-0484	7	3
5920-00-556-0144	3	14	6626-00-677-0484	9	29
5910-00-556-9440	8	39	5360-00-677-0485	9	35
5930-00-563-0497	3	1	5355-00-677-0486	4	11
6625-00-563-8062	4	18	5355-00-677-0486	5	33
3020-00-563-8063	4	17	5355-00-677-0486	6	34
5905-00-566-1636	3	7	5355-00-677-0486	9	38
6625-00-572-5898	9	33	3020-00-677-0487	9	24
6625-00-572-5899	9	36	6625-00-677-0488	9	25
5905-00-577-2222	3	24	3020-00-677-0489	7	10
5905-00-577-2222	5	22	3020-00-677-0489	9	19
5905-00-577-2222	6	23	3020-00-677-0555	7	14
5905-00-577-3645	3	16	3020-00-677-0555	9	15
5905-00-577-3645	5	29	5360-00-677-0556	9	23
5905-00-577-3645	6	29	6625-00-677-9000	5	3
5905-00-577-3645	8	23	6625-00-677-9000	6	3
5910-00-578-1623	3	2	6625-00-677-9001	5	31
5910-00-578-1623	4	20	6625-00-677-9001	6	32
5910-00-578-1623	5	2	3040-00-682-4498	4	13
5910-00-578-1623	6	2	3040-00-682-4498	9	32
5910-00-578-1623	9	9	5950-00-683-3347	5	15
5910-00-578-5543	7	16	5950-00-683-3347	6	15
5910-00-578-5543	8	41	5950-00-683-3351	4	4
5905-00-583-5152	3	22	5950-00-683-3351	5	13
5960-00-617-6097	4	25	5950-00-683-3351	6	13
5960-00-617-6097	7	21	5975-00-685-9518	5	4
5340-00-619-0222	9	28	5975-00-685-9518	6	4
5940-00-626-7653	1	4	5905-00-687-0789	5	20
5940-00-626-7653	3	23	5905-00-687-0789	6	21
6625-00-635-9056	4	8	5905-00-687-0789	8	1
6625-00-635-9056	7	5	6625-00-713-5218	7	9
5930-00-636-0997	4	9	6625-00-713-5218	9	37
5355-00-644-1264	2	1	5305-00-717-6948	9	21
5910-00-644-6040	4	21	5305-00-719-5339	9	16
5910-00-644-6040	7	17	5305-00-719-5374	9	2
5910-00-644-6040	9	10	5310-00-754-3083	9	26
5355-00-646-4704	1	2	5950-00-809-4571	3	13
5935-00-655-1514	2	9	5910-00-813-0849	6	9
5930-00-655-1582	6	14	5910-00-821-7068	8	40
5930-00-660-5682	7	6	5910-00-822-2579	4	24
5910-00-666-6948	8	45	5910-00-822-2579	7	20
5910-00-667-6617	3	4	5935-00-843-7362	2	7
5910-00-667-7218	4	22	5910-00-850-0541	8	42
5910-00-667-7218	7	18	5910-00-854-6894	3	21
5910-00-667-7218	9	11	5910-00-854-6894	5	25
5910-00-668-3136	4	7	5910-00-854-6894	6	26
5355-00-668-4649	2	4	5910-00-881-8268	8	43

STOCK NUMBER	FIG. NO.	ITEM NO.	STOCK NUMBER	FIG. NO.	ITEM NO.
5305-00-889-3000	9	4			
5920-00-892-9311	2	3			
5910-00-904-1991	5	5			
5910-00-904-1991	6	5			
5910-00-904-1991	8	44			
5940-00-914-9919	5	6			
5940-00-914-9919	6	6			
5310-00-934-9747	9	8			
5305-00-978-9347	9	5			
5310-00-983-8483	9	39			
5305-00-984-4983	9	43			
5305-00-984-4993	9	41			
5305-00-988-1169	9	3			
5905-00-988-3019	5	14			
5905-00-988-3019	6	16			
5905-00-990-4151	8	35			

SECTION IV FEDERAL STOCK NUMBER AND PART NUMBER INDEX (CONTINUED)

PART NUMBER	FSCM	FIG. NO.	ITEM NO.	PART NUMBER	FSCM	FIG. NO.	ITEM NO.
CC26CH390J	81349	4	21	RA20LASB101A	81349	8	1
CC26CH390J	81349	7	17	RA20NASAS500A	81349	5	23
CC26CH390J	81349	9	10	RA20NASAS500A	81349	6	25
CE33C200R	81349	5	11	RA20NASD00A	81349	3	22
CE33C200R	81349	6	11	RCR20G156JS	81349	8	17
CE41D250R	81349	6	9	RCR20G224JS	81349	8	25
CE44C270R	81349	5	9	RCR32G102JS	81349	8	12
CE44C470R	96906	3	21	RCR32G104JS	81349	3	20
CE44C470R	96906	5	25	RCR32G104JS	81349	5	18
CE44C470R	96906	6	26	RCR32G104JS	81349	6	19
CE44C680R	81349	5	5	RCR32G104JS	81349	8	7
CE44C680R	81349	6	5	RCR32G105JS	81349	8	4
CE44C680R	81349	8	44	RCR32G123JS	81349	8	16
CE65	89536	3	4	RCR32G152JS	81349	8	3
CM15ED470G03	81349	8	42	RCR32G222JS	81349	8	32
CP05A1KE224K3	81349	4	24	RCR32G223JS	81349	8	8
CP05A1KE224K3	81349	7	20	RCR32G224JS	81349	8	19
CP05A1KF104K3	81349	3	25	RCR32G225JS	81349	8	9
CP05A1KF104K3	81349	5	27	RCR32G270JS	81349	3	8
CP05A1KF104K3	81349	6	28	RCR32G270JS	81349	5	12
CP05A1KF104K3	81349	8	38	RCR32G270JS	81349	6	12
CP09A1K473K3	81349	3	27	RCR32G270JS	81349	8	2
CP09A1K473K3	81349	5	30	RCR32G273JS	81349	8	14
CP09A1K473K3	81349	6	31	RCR32G330JS	81349	8	21
CP09A1K473K3	81349	8	37	RCR32G332JS	81349	8	15
CP09A1KF474K3	81349	8	43	RCR32G333JS	81349	8	24
CP09A1KF823K3	81349	8	40	RCR32G560JS	81349	8	28
CP41B1FFF105K1	81349	8	45	RCR32G561JS	81349	8	5
CV11A070	81349	8	39	RCR32G563JS	81349	8	6
CV11B200	81349	7	16	RCR32G564JS	81349	3	17
CV11B200	81349	8	41	RCR32G564JS	81349	5	17
CV11C450	81349	3	2	RCR32G564JS	81349	6	18
CV11C450	81349	4	20	RCR32G564JS	81349	8	27
CV11C450	81349	5	2	RCR32G621JS	81349	8	20
CV11C450	81349	6	2	RCR32G622JS	81349	8	36
CV11C450	81349	9	9	RCR32G681JS	81349	3	19
DF30BC	58474	2	5	RCR32G681JS	81349	5	21
FAN26G1	81349	2	3	RCR32G681JS	81349	6	22
G74G	28480	1	2	RCR32G683JS	81349	3	18
MS16997-19	96906	9	5	RCR32G683JS	81349	5	19
MS24663	96906	2	7	RCR32G683JS	81349	6	20
MS27183-5	81349	9	39	RCR32G683JS	81349	8	22
MS27183-6	81349	9	7	RCR32G753JS	81349	8	11
MS35058-22	81349	2	9	RCR32G821JS	81349	8	10
MS35059-23	96906	6	14	RC42GF103J	81349	8	26
MS35206-211	81349	9	3	RC42GF183J	81349	8	34
MS35206-226	81349	9	43	RC42GF223J	81349	8	33
MS35206-230	81349	9	4	RC42GF334J	81349	8	18
MS35206-233	81349	9	41	RC42GF472J	81349	8	13
MS35338-41	81349	9	6	RN75B2004F	81349	8	31
MS35649-262	81349	9	8	RN75B2154F	81349	8	29
MS51963-11	96906	9	21	RN75B3163F	81349	8	30
MS51963-22	96906	9	16	RV4LAYS503A	81349	3	24
MS51963-28	96906	9	2	RV4LAYS503A	81349	5	22
PB01FA03	81349	2	6	RV4LAYS503A	81349	6	23
RA20LASB101A	81349	5	20	RV4NALSD253A	81349	3	16
RA20LASB101A	81349	6	21	RV4NALSD253A	81349	5	29

SECTION IV FEDERAL STOCK NUMBER AND PART NUMBER INDEX (CONTINUED)

PART NUMBER	FSCM	FIG. NO.	ITEM NO.	PART NUMBER	FSCM	FIG. NO.	ITEM NO.
RV4LAYSD253A	81349	6	29	SMC398380	80063	3	15
RV4LAYSD253A	81349	8	23	SMC398380	80063	5	16
RW69V120	81349	5	14	SMC398380	80063	6	17
RW69V120	81349	6	16	SMC398384	80063	3	26
RW69V6R8	81349	8	35	SMC398384	80063	5	26
S-648-3L-BB	75376	2	4	SMC398384	80063	6	27
S-653-3L-BB	75376	2	2	SMC398388	80063	3	28
SE21XE01	81349	5	6	SMC398388	80063	5	24
SE21XE01	81349	6	6	SMC398388	80063	6	24
SMA333514B	80063	7	6	SMC398407	80063	2	8
SMB166105	80063	7	15	SMD398408-S	80063	9	30
SMB166105	80063	9	14	SR7PS18-2	28520	5	4
SMB333470	80063	4	23	SR7PS18-2	28520	6	4
SMB333470	80063	7	3	STS	89536	1	5
SMB333470	80063	9	29	SLKDD7	21335	9	27
SMB333471	80063	9	25	TC39	37942	4	7
SMB333472	80063	9	24	OB	56289	3	11
SMB333474-1	80063	7	19	OD3	81349	4	3
SMB333474-1	80063	9	22	OD3	81349	7	22
SMB333475	80063	9	26	1N251	96906	8	46
SMB333480	80063	7	10	10516	42190	3	7
SMB333480	80063	9	19	112-6	28480	4	8
SMB333481	80063	9	23	112-6	28480	7	5
SMB333482	80063	9	35	136883H1C	76854	4	9
SMB333492	80063	7	14	16MM336	28480	4	12
SMB333492	80063	9	15	16MM336	28480	7	8
SMB333494	80063	4	11	16MM336	28480	9	31
SMB333494	80063	5	33	16MS335	28480	4	15
SMB333494	80063	6	34	16MS335	28480	5	32
SMB333494	80063	9	38	16MS335	28480	6	33
SMB333506A	80063	4	4	16MS335	28480	7	11
SMB333506A	80063	5	13	16MS335	28480	9	1
SMB333506A	80063	6	13	19ME326-4	28480	2	1
SMB333507	80063	5	15	310-74	28480	3	29
SMB333507	80063	6	15	33B19C	28480	3	1
SMB398392	80063	3	12	342022	75915	3	14
SMB398392	80063	5	28	47	24446	2	10
SMB398392	80063	6	30	47	24446	4	14
SMB398425	80063	9	18	47	24446	7	12
SMB398427	80063	9	13	47	24446	9	42
SMB398440	80063	9	12	5-8-6	95987	9	28
SMB425569	80063	5	1	5Y3WGTA	81349	4	1
SMB425569	80063	6	1	5Y3WGTA	81349	7	23
SMC333516	80063	5	31	50ML237PT12-5	28480	4	22
SMC333516	80063	6	32	50ML237PT12-5	28480	7	18
SMC333524	80063	5	3	50ML237PT12-5	28480	9	11
SMC333524	80063	6	3	5020-0664	28480	4	16
SMC398367	80063	3	6	5020-0664	28480	7	13
SMC398367	80063	5	7	5020-0664	28480	9	40
SMC398367	80063	6	7	5060-0633	28480	1	4
SMC398372	80063	3	10	5060-0633	28480	3	23
SMC398372	80063	5	10	51A12272	71785	3	3
SMC398372	80063	6	10	54MS246	28480	4	19
SMC398376	80063	3	5	54MS304	28480	4	13
SMC398376	80063	5	8	54MS304	28480	9	32
SMC398376	80063	6	8	54MS364	28480	9	33

SECTION IV FEDERAL STOCK NUMBER AND PART NUMBER INDEX (CONTINUED)

PART NUMBER	FSCM	FIG. NO.	ITEM NO.	PART NUMBER	FSCM	FIG. NO.	ITEM NO.
54MS380	28480	1	3				
54MS383	28480	1	1				
6AC7	81349	4	5				
6AC7	81349	7	2				
6H6	81349	4	6				
6H6	81349	7	4				
6J5WGT	81349	4	10				
6J5WGT	81349	7	7				
6SJ7WGT	81349	7	1				
6SJ7Y	81349	4	2				
6X71-32	51463	9	17				
6Y6GT	81349	4	25				
6Y6GT	81349	7	21				
8005415	28480	3	9				
8912	83330	9	20				
9MM316	28480	4	18				
9MM342-1	27535	9	37				
9MM343-1	28480	7	9				
9MS321	28480	9	36				
9MS323	28480	9	34				
9MS325	28480	4	17				
9110-0004	28480	3	13				

By Order of the Secretary of the Army:

Official:

PAUL T. SMITH

Major General United States Army

The Adjutant General

FRED C. WEYAND

General United States Army

Chief of Staff

Distribution:

Active Army:

USASA (2)	USACRREL (2)
COE (1)	Svc Colleges (1)
TSG (1)	USASESS (5)
USAARENBD(1)	USAINTC3 (3)
DARCOM (1)	USAADS (2)
MICOM (2)	USAFAS (2)
TECOM (2)	USAARMS (2)
TRADOC (2)	USAIS (2)
ARADCOM (2)	USAES (2)
ARADCOM Rgn (2)	MAAG (1)
LOGCOMD (3)	USARMIS (1)
USACC (4)	USAERDAA (1)
MDw (1)	USAERDAW (1)
Armies (2)	Sig FLDMS (1)
Corps (2)	Units org under fol TOE: -1 ea.
Instl (2) except	7
Ft Gillem (10)	11-16
Ft Gordon (10)	11-95
Ft Huachuca (10)	11-96
Ft Carson (5)	11-97
SAAD(30)	11-98
LBAD (14)	11-117
TOAD (14)	11-500 (AA-AC)
SHAD (3)	17
USARDL (2)	17-51

ARNG: State AG (3): Units - Same as Active Army except allowance is one (1) copy per unit.

USAR: None.

For explanation of abbreviations used, see AR 310-50.



SOMETHING WRONG WITH THIS MANUAL?

THEN... JOT DOWN THE DOPE ABOUT IT ON THIS FORM, TEAR IT OUT, FOLD IT AND DROP IT IN THE MAIL!

FROM: (YOUR UNIT'S COMPLETE ADDRESS)

Commander
Stateside Army Depot
ATTN: AMSTA-US
Stateside, N.J. 07703

DATE 10 July 1975

PUBLICATION NUMBER TM 11-5840-340-12	DATE 23 Jan 74	TITLE Radar Set AN/SPS-76
---	-------------------	------------------------------

BE EXACT... PIN-POINT WHERE IT IS

IN THIS SPACE TELL WHAT IS WRONG AND WHAT SHOULD BE DONE ABOUT IT:

PAGE NO.	PARA-GRAPH	FIGURE NO.	TABLE NO.	
2-25	2-28			<p>Recommend that the installation antenna alignment procedure be changed throughout to specify a 2° IFF antenna lag rather than 1°.</p> <p>REASON: Experience has shown that with only a 1° lag, the antenna servo system is too sensitive to wind gusting in excess of 25 knots, and has a tendency to rapidly accelerate and decelerate as it hunts, causing strain to the drive train. Hunting is minimized by adjusting the lag to 2° without degradation of operation.</p>
3-10	3-3		3-1	<p>Item 5, Function column. Change "2 db" to "3db."</p> <p>REASON: The adjustment procedure for the TRANS POWER FAULT indicator calls for a 3 db (500 watts) adjustment to light the TRANS POWER FAULT indicator.</p>
5-6	5-8			<p>Add new step f.1 to read, "Replace cover plate removed in step e.1, above."</p> <p>REASON: To replace the cover plate.</p>
		F03		<p>Zone C 3. On J1-2, change "+24 VDC to "+5 VDC."</p> <p>REASON: This is the output line of the 5 VDC power supply. + 24 VDC is the input voltage.</p>

TYPED NAME, GRADE OR TITLE, AND TELEPHONE NUMBER
SSG I. M. DeSpirito 999-1776

SIGN HERE:
SSG I. M. DeSpirito

TEAR ALONG DOTTED LINE

RECOMMENDED CHANGES TO EQUIPMENT TECHNICAL MANUALS



THEN... JOT DOWN THE DOPE ABOUT IT ON THIS FORM, TEAR IT OUT, FOLD IT AND DROP IT IN THE MAIL!

SOMETHING WRONG WITH THIS MANUAL?

FROM: (YOUR UNIT'S COMPLETE ADDRESS)

DATE

PUBLICATION NUMBER

DATE

TITLE

BE EXACT... PIN-POINT WHERE IT IS

IN THIS SPACE TELL WHAT IS WRONG AND WHAT SHOULD BE DONE ABOUT IT:

PAGE NO.

PARA-GRAPH

FIGURE NO.

TABLE NO.

TEAR ALONG DOTTED LINE

TYPED NAME, GRADE OR TITLE, AND TELEPHONE NUMBER

SIGN HERE:

DA FORM 2028-2 (TEST)
1 AUG 74

P.S.--IF YOUR OUTFIT WANTS TO KNOW ABOUT YOUR MANUAL "FIND," MAKE A CARBON COPY OF THIS AND GIVE IT TO YOUR HEADQUARTERS.

FILL IN YOUR
UNIT'S ADDRESS

FOLD BACK

DEPARTMENT OF THE ARMY

OFFICIAL BUSINESS

Commander
US Army Electronics Command
ATTN: DRSEL-MA-Q
Fort Monmouth, New Jersey 07703

FOLD BACK

TEAR ALONG DOTTED LINE



SOMETHING WRONG WITH THIS MANUAL?

THEN... JOT DOWN THE DOPE ABOUT IT ON THIS FORM, TEAR IT OUT, FOLD IT AND DROP IT IN THE MAIL!

FROM: (YOUR UNIT'S COMPLETE ADDRESS)

DATE

PUBLICATION NUMBER

DATE

TITLE

BE EXACT... PIN-POINT WHERE IT IS

IN THIS SPACE TELL WHAT IS WRONG AND WHAT SHOULD BE DONE ABOUT IT:

PAGE NO.	PARA-GRAPH	FIGURE NO.	TABLE NO.
----------	------------	------------	-----------

TEAR ALONG DOTTED LINE

TYPED NAME, GRADE OR TITLE, AND TELEPHONE NUMBER

SIGN HERE:

FILL IN YOUR
UNIT'S ADDRESS

FOLD BACK

DEPARTMENT OF THE ARMY

OFFICIAL BUSINESS

Commander
US Army Electronics Command
ATTN: DRSEL-MA-Q
Fort Monmouth, New Jersey 07703

FOLD BACK

TEAR ALONG DOTTED LINE

REVERSE OF DA FORM 2026-2 (TEST)



SOMETHING WRONG WITH THIS MANUAL?

THEN . . . JOT DOWN THE DOPE ABOUT IT ON THIS FORM, TEAR IT OUT, FOLD IT AND DROP IT IN THE MAIL!

FROM: (YOUR UNIT'S COMPLETE ADDRESS)

DATE

PUBLICATION NUMBER

DATE

TITLE

BE EXACT. . . PIN-POINT WHERE IT IS

IN THIS SPACE TELL WHAT IS WRONG AND WHAT SHOULD BE DONE ABOUT IT:

PAGE NO.	PARA-GRAPH	FIGURE NO.	TABLE NO.

TEAR ALONG DOTTED LINE

TYPED NAME, GRADE OR TITLE, AND TELEPHONE NUMBER

SIGN HERE:

FILL IN YOUR
UNIT'S ADDRESS

FOLD BACK

DEPARTMENT OF THE ARMY

OFFICIAL BUSINESS

Commander
US Army Electronics Command
ATTN: DRSEL-MA-Q
Fort Monmouth, New Jersey 07703

FOLD BACK

TEAR ALONG DOTTED LINE

REVERSE OF DA FORM 2028-2 (TEST)

